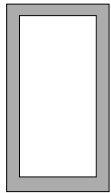


Andersen E-Series Panels Types

Multi-slide Doors & Windows


SP1 French panels

4 11/16" stiles & top rail with 8" bottom rail



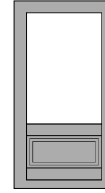
SP2

4 11/16" stiles & top rail with 12" bottom rail



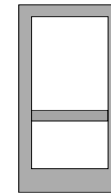
SP1R2 Panels²

4 11/16" stiles & top rail with 8" bottom rail with a raised bottom panel




SP2M1 Panels

SP2 panel stiles and rails with a mid-rail




SP4 Panels

4 11/16" stiles and rails



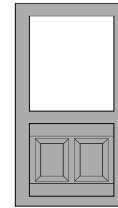
SP3 Patio Panel¹

2 3/4" Stiles and rails



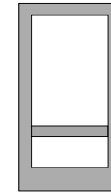
SP1R1 Panels²

4 11/16" stiles & top rail with 8" bottom rail with two raised bottom panels



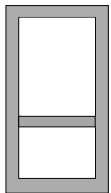
SP2M2 Panels

SP2 panel stiles and rails with a low mid-rail



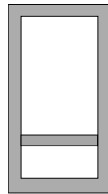
SP1M1 Panels

SP1 panel stiles and rails with a mid-rail



SP1M2 Panels

SP1 panel stiles and rails with a low mid-rail



LEGEND:

1. Only available for MS windows and doors up to 108"


2. Only available in standard Out-swing/In-swing panel widths

Sierra Pacific WI Panels Types

Multi-slide Doors & Windows

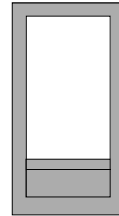
French panels^{1**,2}

4 1/2" stiles & top rail with 7 1/2" bottom rail^{1b}



1/4 Panel Insert

French panel dimensions with a flat panel on the bottom part of the door



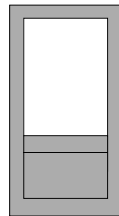
Narrow Stiles and Rails

2 7/8" Stiles and Rails



1/2 Panel Insert

French panel dimensions with a flat panel on the bottom part of the door



LEGEND:

1. The bottom rail height changes depending on the panel height.

** Alternate stile options: 2 7/8", 4 1/2" or 6 1/2" and alternate bottom rail options: 2 7/8", 4 1/2", 6 1/2", 7 1/2", 9 1/2", and 12".


2. Midrail options are also available for French panels

Windsor Panels Types

Multi-slide Doors & Windows


French panels¹

4 7/8" stiles, 5 3/16" top rail with
8 9/16" bottom rail



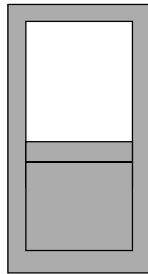
Narrow Stile Pinnacle Sliding Door²

3" Stiles and rails




1/2 Lite Panel Doors³

French panel dimensions with
a flat panel on the bottom half of the door



3/4 Lite Panel Doors³

French panel dimensions with
a flat panel on the bottom quarter of the door



LEGEND:

1. Midrails are also available for French panels
2. Only available for MS windows and doors up to 96"
3. Only available in standard sizes up to 9-0 tall